




How to cut your cake


Step 1

Place a chopping board against the side of your cake as a support



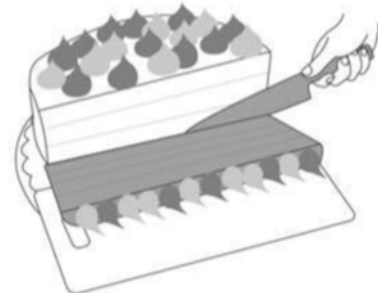
Step 2

Use a knife to slice your cake in the width of your preference, all the way down to the bottom of your cake, using the chopping board as a support



Step 3

Gently lay down the chopping board with the sliced row of cake and move to the side. Here, you can use your knife as additional support.



Step 4

Now cut the long row of cake into individual slices... and tuck in!

